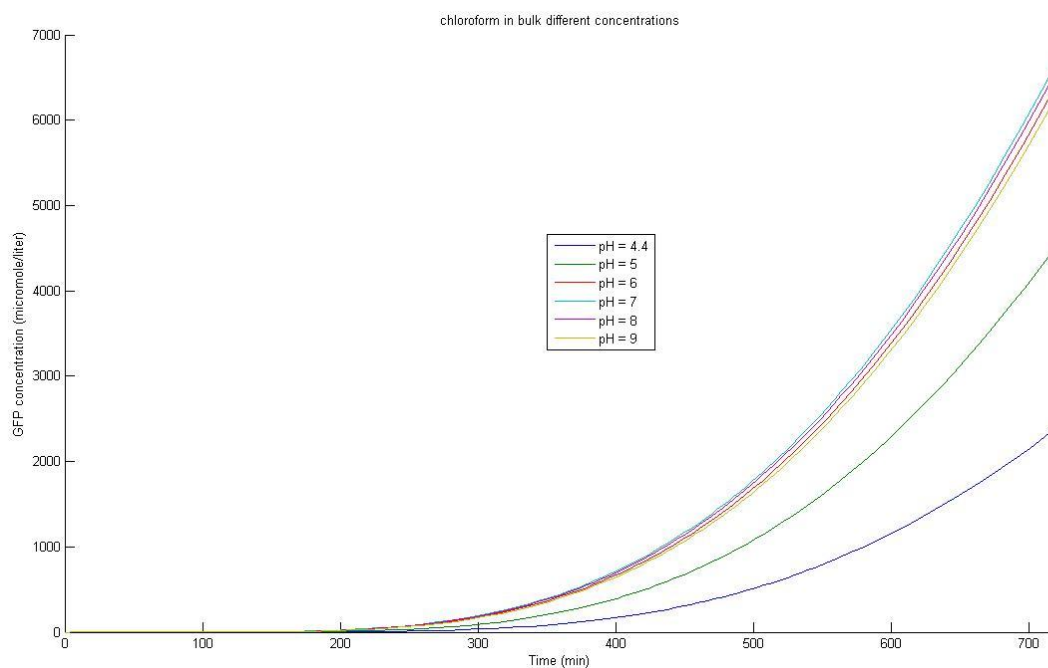


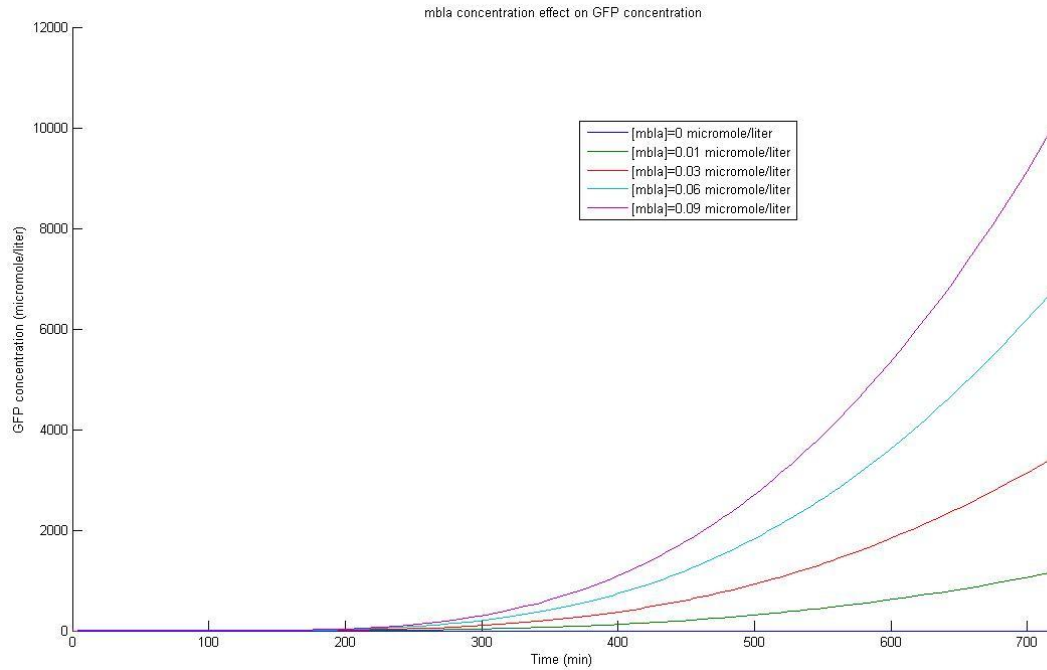
PARAMETER SCAN

One important feature in any chemistry reaction system and especially in a biological system is the concentration of protons, which increases or decreases or even kills the bacteria. We plot the influence of pH in our modeled system for the typical *Escherichia coli* survivability pH range (4.4-9).



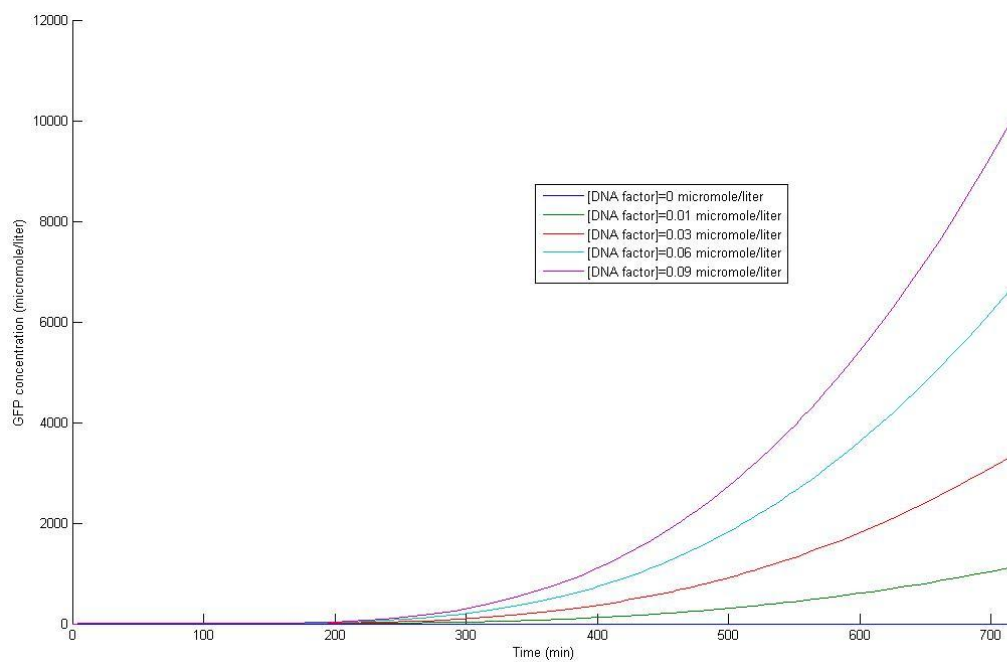
Firstly, it must be said that at least our modeled system performs properly the *Escherichia coli* behavior, getting the optimum at a pH around 6-7. The plot shows that the GFP answer is lower for low pH than for high ones. Actually, high pH has a close answer to the optimum pH.

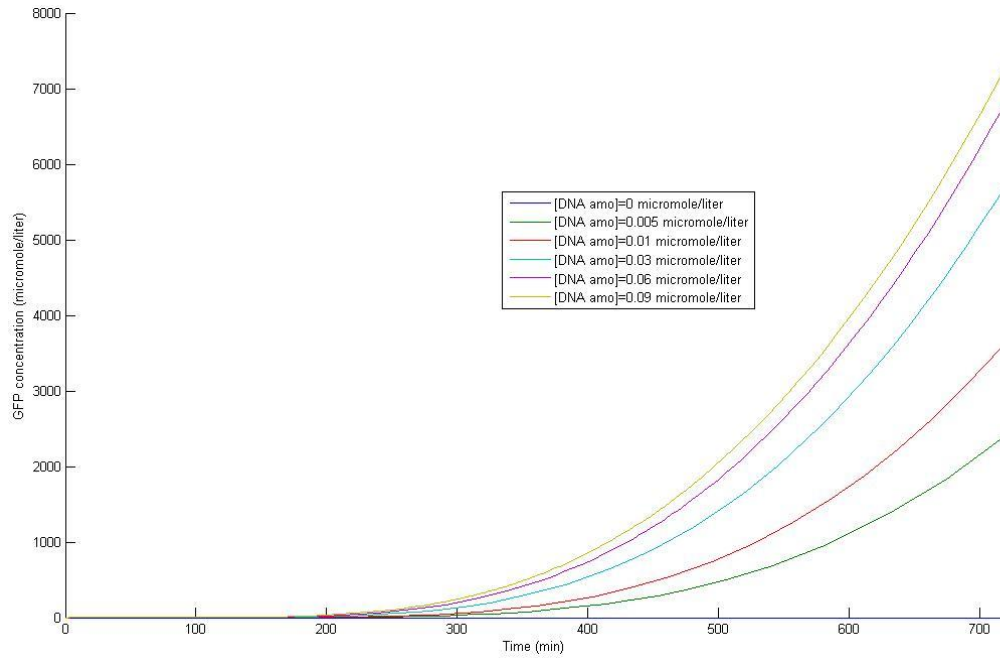
Specie that has a main role in the modeled system is the *mbla* promoter concentration, which allows bacteria to yields GFP protein. We have plotted different *mbla* promoter concentration trying to know its important behavior within the cell.



Looking at the plot, it comes out that the system answer is linked to mbla promoter concentration: at a higher mbla promoter concentration the GFP protein yield is obviously higher, and for a zero concentration the GFP answer wears off.

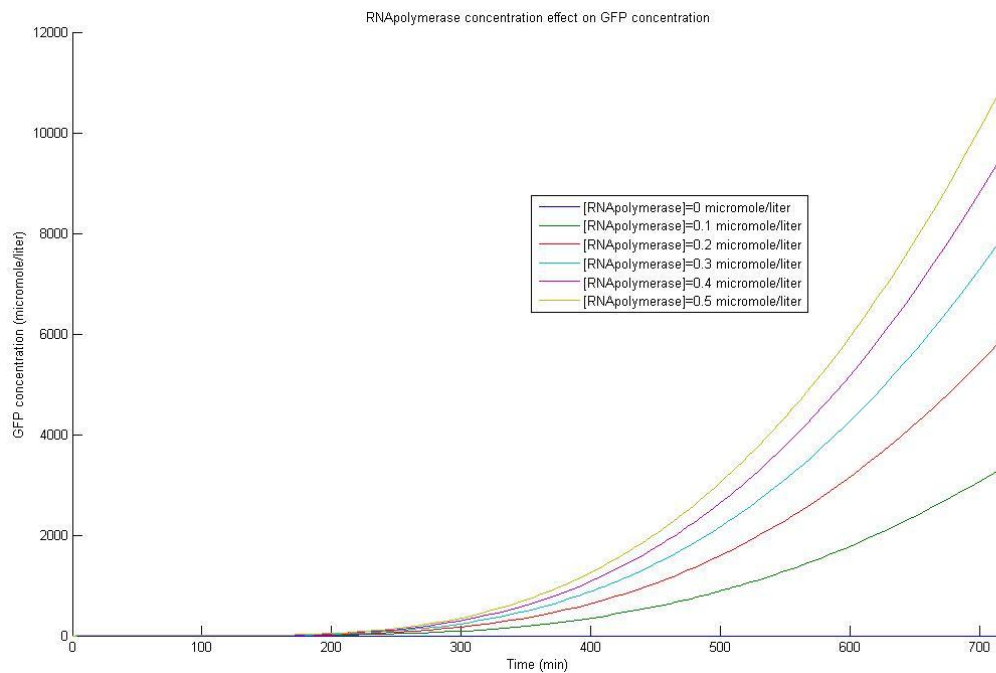
Another two important species in the system are the gens: DNA_amo and DNA_factor. We plotted both at different concentration to learn their roles into the modeled system:





Both gens have the same effect on the system: a higher gen concentration contributes a higher answer. The main different between them is that at the same low gen concentration, the GFP concentration is higher for DNA_amo, whereas at high gens concentration happens an opposite behavior.

Another species which is important to study is the RNAPolymerase. It has been plotted for different concentrations:



As the other species do, a higher RNAPolymerase means a higher GFP answer, but as the enzyme concentration rises GFP concentration rises somewhat less. In fact, from a given high RNAPolymerase concentration enough, the GFP answer does not change.